



MOREPEN

Date: 22/09/2017

To,

National Stock Exchange of India Limited

Exchange Plaza, Bandra Kurla Complex,

Bandra (East), Mumbai- 400 051

Tel No: (022) 26598100-8114

Fax No: (022) 26598120

Symbol: MOREPENLAB

BSE Limited

Floor 25, Phiroze Jeejeebhoy Towers,

Dalal Street, Mumbai- 400 001

Phones: 91-22-22721233/4

Fax: 91-22-2272 3121

Scrip Code: 500288

Subject: Disclosure of Voting Results of the 32nd AGM of the Company held on Friday, September 22, 2017

Dear Sir,

The 32nd Annual General Meeting (AGM) of the Company was held today, the September 22, 2017 at the Registered Office of the Company at Morepen Village, Nalagarh Road, Near Baddi, Distt. Solan, Himachal Pradesh – 173 205.

Pursuant to the provisions of Section 108 of the Companies Act, 2013 read with the Rules made thereunder and Regulation 44(3) of SEBI (Listing Obligations & Disclosure Requirements) Regulations, 2015, the Company had provided the facility for remote e-voting to the members of the Company, holding shares in physical or in dematerialised form as on the cut-off date i.e. Friday, September 15, 2017, including preference shareholders whose dividends have remained unpaid for more than two years, who were entitled to cast their votes on the resolutions as set out in item no(s). 1 to 5 of the notice of the 32nd AGM of the Company.

The remote e-voting had commenced on September 18, 2017 at 9.00 A.M. and ended on September 21, 2017 at 5.00 P.M. The remote e-voting facility was blocked thereafter by National Securities Depository Limited (NSDL). The facility of voting through physical ballots was also made available at the venue of the AGM to the members who had attended the AGM and had not cast their votes by remote e-voting.

Mr. P.C. Goel, Company Secretary (Membership No. FCS – 1434 & CP No. 457), was appointed as the Scrutinizer to scrutinize the remote e-voting process and voting through physical ballots at the AGM. The consolidated Scrutinizer's Report dated September 22, 2017 is attached herewith as **Annexure-I**.

In terms of the provisions of Regulation 44 of SEBI (Listing Obligations & Disclosure Requirements) Regulations, 2015, the details of voting results are also attached as **Annexure-II**.

Morepen Laboratories Limited

Corp. Off.: 4th Floor, Antriksh Bhawan, 22 K.G. Marg, New Delhi -110 001, INDIA

Tel.:+91-11-23324443, E-mail: corporate@morepen.com Website: www.morepen.com

CIN NO. L24231HP1984PLC006028

Plant & Regd. Off.: Morepen Village, Malkumajra, Nalagarh Road, Baddi, Distt. Solan (H.P.) 173 205

Tel.: +91-1795-266401-03, 244590, Fax : +91-1795-244591, E-mail: plants@morepen.com





MOREPEN





The above results are being placed on the Company's website www.morepen.com as well as on the website of NSDL www.evoting.nsdl.com.

The above is for your information and records.

Thanking you.

Yours faithfully,
For Morepen Laboratories Limited



(Thomas P. Joshua)
Company Secretary

Encl.: a/a

Copy to:

National Securities Depository Limited

Trade World, A Wing,
4th & 5th Floors, Kamala Mills Compound,
Senapati Bapat Marg, Lower Parel,
Mumbai, Maharashtra - 400013
Tel No: (022) 24972964-70
Fax No: (022) 24972993/6351

Morepen Laboratories Limited

Corp. Off.: 4th Floor, Antriksh Bhawan, 22 K.G. Marg, New Delhi -110 001, INDIA
Tel.: +91-11-23324443, E-mail: corporate@morepen.com Website: www.morepen.com
CIN NO. L24231HP1984PLC006028

Plant & Regd. Off.: Morepen Village, Malkumajra, Nalagarh Road, Baddi, Distt. Solan (H.P.) 173 205
Tel.: +91-1795-266401-03, 244590, Fax : +91-1795-244591, E-mail: plants@morepen.com

PREM CHAND GOEL
COMPANY SECRETARY

Office C-19, Ashoka Enclave, Peera Garhi,
New Delhi - **110087**
Residence 1405, YUCCA, Paramount Symphony,
Crossing Republic, NH - 24,
Ghaziabad - **201016**
Phone 0120 - 4904761 **Mobile:** 9810000471
Email peeceegoel@gmail.com;pcgoel1949@gmail.com

SCRUTINIZER'S REPORT

[Pursuant to Section 108 of the Companies Act, 2013 read with Rule 20 and 21 (2) of the Companies (Management and Administration) Rules, 2014]

The Chairman
Morepen Laboratories Limited
Morepen Village, Nalagarh Road,
Near Baddi, Distt. Solan,
Himachal Pradesh - 173205

Dear Sir,

Reg.: 32nd Annual General Meeting of the members of Morepen Laboratories Limited held on September 22, 2017 at 10.30 A. M.

I, Prem Chand Goel, Company Secretary (Membership No. FCS - 1434 & CP No. 457), appointed by the Board of Directors of **Morepen Laboratories Limited** pursuant to Section 108 of the Companies Act, 2013 read with Rule 20 of the Companies (Management and Administration) Rules, 2014 as amended, to conduct the Remote E-voting process and to scrutinize the Physical Ballots polled at the meeting as well as Remote E-voting, if any, on the resolution(s) set out in the Notice dated June 12, 2017 of the 32nd Annual General Meeting (AGM) of the members of the Company held on Friday, September 22, 2017 at 10.30 A.M. at the Registered office of the Company at Morepen Village, Nalagarh Road, Near Baddi, Distt. Solan, Himachal Pradesh - 173 205, submit my report as under:

1. The members of the Company, holding shares in physical or in dematerialized form, as on the cut-off date i.e. Friday, September 15, 2017, including preference shareholders whose dividends have remained unpaid for more than two years, were entitled to cast their votes on the resolutions as set out in item no(s). 1 to 5 of the notice of the 32nd AGM of the Company.
2. The facility provided for remote e-voting which commenced on Monday, September 18, 2017 at 9.00 A.M. remained open for not less than 3 days and ended on Thursday, September 21, 2017 at 5.00 P.M. The remote e-voting facility was blocked thereafter by National Securities Depository Limited (NSDL).
3. After the time fixed for closing of the poll by the Chairman of the Company the ballot boxes kept for polling were locked in my presence with due identification marks placed by me.
4. The locked ballot boxes were subsequently opened in my presence and poll papers were diligently scrutinized. The poll papers were reconciled with the records maintained by the Company and the authorisations/proxies lodged with the Company.



5. I did not find any poll paper(s) invalid.
6. After the conclusion of voting at the Annual General Meeting, the votes cast at the meeting were counted and thereafter the votes cast through Remote E-Voting were unblocked in the presence of two witnesses Mr. R.K. Jain and Mr. Geeta Sachdeva who are not in employment of the Company.
7. I have scrutinized and reviewed the voting through electronic means and physical mode based on the data downloaded from the E-Voting system of National Securities Depository Limited (NSDL) and the ballots polled at the meeting, respectively.
8. I now submit my Report as under on the Result of the voting through electronic means and the physical mode in respect of the resolutions proposed in the notice dated June 12, 2017 for the 32nd AGM of the Company.

Details of Shares & Voting Rights:

Particulars	No. of shareholders on record date	No. of Shares	Face Value	Voting Rights Per Share	Voting Rights
Equity	1,34,544	44,98,26,203	Rs. 2/- each	1	44,98,26,203
Preference	36	1,19,65,201	Rs. 100/- each	50	59,82,60,050
Total	1,34,580	46,17,91,404			1,04,80,86,253

Date of the 32nd Annual General Meeting	Friday, September 22, 2017
Total No. of shareholders on record date	
a) Equity	1,34,544
b) Preference	36
No. of shareholders present in the meeting either in person or through proxy	
i. Promoters & Promoter Group:	
a) Equity	32
b) Preference	0
ii. Public	
a) Equity	31
b) Preference	1
No. of shareholders attended the meeting through Video Conferencing	
i. Promoters & Promoter Group:	
a) Equity	0
b) Preference	0
ii. Public	
a) Equity	0
b) Preference	0



Voting Details on Agenda Items:

Resolution No. 1				Adoption of Annual Accounts alongwith reports thereon for the financial year ended March 31, 2017					
Resolution Required				Ordinary (Ordinary Business)					
Whether promoter/promoter group are interested in the agenda/ resolution?				No					
Promoter/Public	Mode of Voting	No. of Shares held (1a)	Voting Rights (No. of Shares equating to a vote)(1)	No. of Votes polled (2)	% of votes polled on outstanding shares (3)={ (2)/(1) }X100	No. of Votes in favour (4)	No. of Votes against (5)	% of votes in favour on votes polled (6)={ (4)/(2) }X100	% of votes against on votes polled (7)={ (5)/(2) }X100
A. Equity									
1. Promoter and Promoter Group	E-Voting	15,53,71,588	15,53,71,588	152,963,578	98.45%	152,963,578	0	100.00%	0.00%
	Poll			0	0.00%	0	0	0.00%	0.00%
	Postal Ballot			0	0.00%	0	0	0.00%	0.00%
	Total			152,963,578	98.45%	152,963,578	0	100.00%	0.00%
2. Public-Institutions	E-Voting	8,51,40,080	8,51,40,080	60,713,563	71.31%	60,713,563	0	100.00%	0.00%
	Poll			0	0.00%	0	0	0.00%	0.00%
	Postal Ballot			0	0.00%	0	0	0.00%	0.00%
	Total			60,713,563	71.31%	60,713,563	0	100.00%	0.00%
3. Public - Non Institutions	E-Voting	20,93,14,535	20,93,14,535	449,281	0.21%	439,329	9,952	97.78%	2.22%
	Poll			53,505	0.03%	53,505	0	100.00%	0.00%
	Postal Ballot			0	0.00%	0	0	0.00%	0.00%
	Total			502,786	0.24%	492,834	9,952	98.02%	1.98%
Total (A)		44,98,26,203	44,98,26,203	214,179,927	47.61%	214,169,975	9,952	100.00%	0.00%
B. Preference									
1. Promoter and Promoter Group	E-Voting	0	0	0	0.00%	0	0	0.00%	0.00%
	Poll			0	0.00%	0	0	0.00%	0.00%
	Postal Ballot			0	0.00%	0	0	0.00%	0.00%
	Total			0	0.00%	0	0	0.00%	0.00%
2. Public-Institutions	E-Voting	1,19,65,201	59,82,60,050	10,000,000	1.67%	10,000,000	0	100.00%	0.00%
	Poll			0	0.00%	0	0	0.00%	0.00%
	Postal Ballot			0	0.00%	0	0	0.00%	0.00%
	Total			10,000,000	1.67%	10,000,000	0	100.00%	0.00%
3. Public - Non Institutions	E-Voting	0	0	0	0.00%	0	0	0.00%	0.00%
	Poll			0	0.00%	0	0	0.00%	0.00%
	Postal Ballot			0	0.00%	0	0	0.00%	0.00%
	Total			0	0.00%	0	0	0.00%	0.00%
Total (B)		1,19,65,201	59,82,60,050	10,000,000	1.67%	10,000,000	0	0.00%	0.00%
C. Equity & Preference									
1. Promoter and Promoter Group	E-Voting	15,53,71,588	15,53,71,588	152,963,578	98.45%	152,963,578	0	100.00%	0.00%
	Poll			0	0.00%	0	0	0.00%	0.00%
	Postal Ballot			0	0.00%	0	0	0.00%	0.00%
	Total			152,963,578	98.45%	152,963,578	0	100.00%	0.00%
2. Public-Institutions	E-Voting	9,71,05,281	68,34,00,130	70,713,563	10.35%	70,713,563	0	100.00%	0.00%
	Poll			0	0.00%	0	0	0.00%	0.00%
	Postal Ballot			0	0.00%	0	0	0.00%	0.00%
	Total			70,713,563	10.35%	70,713,563	0	100.00%	0.00%
3. Public - Non Institutions	E-Voting	20,93,14,535	20,93,14,535	449,281	0.21%	439,329	9,952	97.78%	2.22%
	Poll			53,505	0.03%	53,505	0	100.00%	0.00%
	Postal Ballot			0	0.00%	0	0	0.00%	0.00%
	Total			502,786	0.24%	492,834	9,952	98.02%	1.98%
Total (C = A+B)		46,17,91,404	1,04,80,86,253	224,179,927	21.39%	224,169,975	9,952	100.00%	0.00%

Invalid Votes: 0



Resolution No. 2				Re-appointment of Dr. Arun Kumar Sinha (DIN:00450783), who retires by rotation at this Annual General Meeting and, being eligible, offers himself for re-appointment					
Resolution Required				Ordinary (Ordinary Business)					
Whether promoter/promoter group are interested in the agenda/resolution?				No					
Promoter/Public	Mode of Voting	No. of Shares held (1a)	Voting Rights (No. of Shares equating to a vote)(1)	No. of Votes polled (2)	% of votes polled on outstanding shares (3)={ (2)/(1) }X100	No. of Votes in favour (4)	No. of Votes against (5)	% of votes in favour on votes polled (6)={ (4)/(2) }X100	% of votes against on votes polled (7)={ (5)/(2) }X100
A. Equity									
1. Promoter and Promoter Group	E-Voting	15,53,71,588	15,53,71,588	152,963,578	98.45%	152,963,578	0	100.00%	0.00%
	Poll			0	0.00%	0	0	0.00%	0.00%
	Postal Ballot			0	0.00%	0	0	0.00%	0.00%
	Total			152,963,578	98.45%	152,963,578	0	100.00%	0.00%
2. Public-Institutions	E-Voting	8,51,40,080	8,51,40,080	60,713,563	71.31%	60,713,563	0	100.00%	0.00%
	Poll			0	0.00%	0	0	0.00%	0.00%
	Postal Ballot			0	0.00%	0	0	0.00%	0.00%
	Total			60,713,563	71.31%	60,713,563	0	100.00%	0.00%
3. Public - Non Institutions	E-Voting	20,93,14,535	20,93,14,535	438,133	0.21%	417,998	20,135	95.40%	4.60%
	Poll			53,505	0.03%	53,505	0	100.00%	0.00%
	Postal Ballot			0	0.00%	0	0	0.00%	0.00%
	Total			491,638	0.23%	471,503	20,135	95.90%	4.10%
Total (A)		44,98,26,203	44,98,26,203	214,168,779	47.61%	214,148,644	20,135	99.99%	0.01%
B. Preference									
1. Promoter and Promoter Group	E-Voting	0	0	0	0.00%	0	0	0.00%	0.00%
	Poll			0	0.00%	0	0	0.00%	0.00%
	Postal Ballot			0	0.00%	0	0	0.00%	0.00%
	Total			0	0.00%	0	0	0.00%	0.00%
2. Public-Institutions	E-Voting	1,19,65,201	59,82,60,050	10,000,000	1.67%	10,000,000	0	100.00%	0.00%
	Poll			0	0.00%	0	0	0.00%	0.00%
	Postal Ballot			0	0.00%	0	0	0.00%	0.00%
	Total			10,000,000	1.67%	10,000,000	0	100.00%	0.00%
3. Public - Non Institutions	E-Voting	0	0	0	0.00%	0	0	0.00%	0.00%
	Poll			0	0.00%	0	0	0.00%	0.00%
	Postal Ballot			0	0.00%	0	0	0.00%	0.00%
	Total			0	0.00%	0	0	0.00%	0.00%
Total (B)		1,19,65,201	59,82,60,050	10,000,000	1.67%	10,000,000	0	0.00%	0.00%
C. Equity & Preference									
1. Promoter and Promoter Group	E-Voting	15,53,71,588	15,53,71,588	152,963,578	98.45%	152,963,578	0	100.00%	0.00%
	Poll			0	0.00%	0	0	0.00%	0.00%
	Postal Ballot			0	0.00%	0	0	0.00%	0.00%
	Total			152,963,578	98.45%	152,963,578	0	100.00%	0.00%
2. Public-Institutions	E-Voting	9,71,05,281	68,34,00,130	70,713,563	10.35%	70,713,563	0	100.00%	0.00%
	Poll			0	0.00%	0	0	0.00%	0.00%
	Postal Ballot			0	0.00%	0	0	0.00%	0.00%
	Total			70,713,563	10.35%	70,713,563	0	100.00%	0.00%
3. Public - Non Institutions	E-Voting	20,93,14,535	20,93,14,535	438,133	0.21%	417,998	20,135	95.40%	4.60%
	Poll			53,505	0.03%	53,505	0	100.00%	0.00%
	Postal Ballot			0	0.00%	0	0	0.00%	0.00%
	Total			491,638	0.23%	471,503	20,135	95.90%	4.10%
Total (C = A+B)		46,17,91,404	1,04,80,86,253	224,168,779	21.39%	224,148,644	20,135	99.99%	0.01%

Invalid Votes: 0



Resolution No. 3				Appointment of Satinder Goyal & Co., Chartered Accountants (FRN: 027334N) as Statutory Auditors of the Company and to fix their remuneration					
Resolution Required				Ordinary (Ordinary Business)					
Whether promoter/promoter group are interested in the agenda/ resolution?				No					
Promoter/Public	Mode of Voting	No. of Shares held (1a)	Voting Rights (No. of Shares equating to a vote)(1)	No. of Votes polled (2)	% of votes polled on outstanding shares (3)={2}/(1)}X100	No. of Votes in favour (4)	No. of Votes against (5)	% of votes in favour on votes polled (6)={4}/(2)}X100	% of votes against on votes polled (7)={5}/(2)}X100
A. Equity									
1. Promoter and Promoter Group	E-Voting	15,53,71,588	15,53,71,588	152,963,578	98.45%	152,963,578	0	100.00%	0.00%
	Poll			0	0.00%	0	0	0.00%	0.00%
	Postal Ballot			0	0.00%	0	0	0.00%	0.00%
	Total			152,963,578	98.45%	152,963,578	0	100.00%	0.00%
2. Public-Institutions	E-Voting	8,51,40,080	8,51,40,080	60,713,563	71.31%	60,713,563	0	100.00%	0.00%
	Poll			0	0.00%	0	0	0.00%	0.00%
	Postal Ballot			0	0.00%	0	0	0.00%	0.00%
	Total			60,713,563	71.31%	60,713,563	0	100.00%	0.00%
3. Public - Non Institutions	E-Voting	20,93,14,535	20,93,14,535	440,281	0.21%	424,975	15,306	96.52%	3.48%
	Poll			53,505	0.03%	53,505	0	100.00%	0.00%
	Postal Ballot			0	0.00%	0	0	0.00%	0.00%
	Total			493,786	0.24%	478,480	15,306	96.90%	3.10%
Total (A)		44,98,26,203	44,98,26,203	214,170,927	47.61%	214,155,621	15,306	99.99%	0.01%
B. Preference									
1. Promoter and Promoter Group	E-Voting	0	0	0	0.00%	0	0	0.00%	0.00%
	Poll			0	0.00%	0	0	0.00%	0.00%
	Postal Ballot			0	0.00%	0	0	0.00%	0.00%
	Total			0	0.00%	0	0	0.00%	0.00%
2. Public-Institutions	E-Voting	1,19,65,201	59,82,60,050	10,000,000	1.67%	10,000,000	0	100.00%	0.00%
	Poll			0	0.00%	0	0	0.00%	0.00%
	Postal Ballot			0	0.00%	0	0	0.00%	0.00%
	Total			10,000,000	1.67%	10,000,000	0	100.00%	0.00%
3. Public - Non Institutions	E-Voting	0	0	0	0.00%	0	0	0.00%	0.00%
	Poll			0	0.00%	0	0	0.00%	0.00%
	Postal Ballot			0	0.00%	0	0	0.00%	0.00%
	Total			0	0.00%	0	0	0.00%	0.00%
Total (B)		1,19,65,201	59,82,60,050	10,000,000	1.67%	10,000,000	0	0.00%	0.00%
C. Equity & Preference									
1. Promoter and Promoter Group	E-Voting	15,53,71,588	15,53,71,588	152,963,578	98.45%	152,963,578	0	100.00%	0.00%
	Poll			0	0.00%	0	0	0.00%	0.00%
	Postal Ballot			0	0.00%	0	0	0.00%	0.00%
	Total			152,963,578	98.45%	152,963,578	0	100.00%	0.00%
2. Public-Institutions	E-Voting	9,71,05,281	68,34,00,130	70,713,563	10.35%	70,713,563	0	100.00%	0.00%
	Poll			0	0.00%	0	0	0.00%	0.00%
	Postal Ballot			0	0.00%	0	0	0.00%	0.00%
	Total			70,713,563	10.35%	70,713,563	0	100.00%	0.00%
3. Public - Non Institutions	E-Voting	20,93,14,535	20,93,14,535	440,281	0.21%	424,975	15,306	96.52%	3.48%
	Poll			53,505	0.03%	53,505	0	100.00%	0.00%
	Postal Ballot			0	0.00%	0	0	0.00%	0.00%
	Total			493,786	0.24%	478,480	15,306	96.90%	3.10%
Total (C = A+B)		46,17,91,404	1,04,80,86,253	224,170,927	21.39%	224,155,621	15,306	99.99%	0.01%

Invalid Votes: 0



Resolution No. 4				Appointment of Ms. Anju Suri (DIN: 00042033) as Director of the Company who shall be liable to retire by rotation					
Resolution Required				Ordinary (Special Business)					
Whether promoter/promoter group are interested in the agenda/resolution?				Yes					
Promoter/Public	Mode of Voting	No. of Shares held (1a)	Voting Rights (No. of Shares equating to a vote)(1)	No. of Votes polled (2)	% of votes polled on outstanding shares (3)={(2)/(1)}X100	No. of Votes in favour (4)	No. of Votes against (5)	% of votes in favour on votes polled (6)={(4)/(2)}X100	% of votes against on votes polled (7)={(5)/(2)}X100
A. Equity									
1. Promoter and Promoter Group	E-Voting	15,53,71,588	15,53,71,588	152,963,578	98.45%	152,963,578	0	100.00%	0.00%
	Poll			0	0.00%	0	0	0.00%	0.00%
	Postal Ballot			0	0.00%	0	0	0.00%	0.00%
Total				152,963,578	98.45%	152,963,578	0	100.00%	0.00%
2. Public-Institutions	E-Voting	8,51,40,080	8,51,40,080	60,713,563	71.31%	60,713,563	0	100.00%	0.00%
	Poll			0	0.00%	0	0	100.00%	0.00%
	Postal Ballot			0	0.00%	0	0	0.00%	0.00%
Total				60,713,563	71.31%	60,713,563	0	100.00%	0.00%
3. Public - Non Institutions	E-Voting	20,93,14,535	20,93,14,535	440,181	0.21%	422,336	17,845	95.95%	4.05%
	Poll			53,505	0.03%	53,505	0	100.00%	0.00%
	Postal Ballot			0	0.00%	0	0	100.00%	0.00%
Total				493,686	0.24%	475,841	17,845	96.39%	3.61%
Total (A)		44,98,26,203	44,98,26,203	214,170,827	47.61%	214,152,982	17,845	99.99%	0.01%
B. Preference									
1. Promoter and Promoter Group	E-Voting	0	0	0	0.00%	0	0	0.00%	0.00%
	Poll			0	0.00%	0	0	0.00%	0.00%
	Postal Ballot			0	0.00%	0	0	0.00%	0.00%
Total				0	0.00%	0	0	0.00%	0.00%
2. Public-Institutions	E-Voting	1,19,65,201	59,82,60,050	10,000,000	1.67%	10,000,000	0	100.00%	0.00%
	Poll			0	0.00%	0	0	0.00%	0.00%
	Postal Ballot			0	0.00%	0	0	0.00%	0.00%
Total				10,000,000	1.67%	10,000,000	0	100.00%	0.00%
3. Public - Non Institutions	E-Voting	0	0	0	0.00%	0	0	0.00%	0.00%
	Poll			0	0.00%	0	0	0.00%	0.00%
	Postal Ballot			0	0.00%	0	0	0.00%	0.00%
Total				0	0.00%	0	0	0.00%	0.00%
Total (B)		1,19,65,201	59,82,60,050	10,000,000	1.67%	10,000,000	0	0.00%	0.00%
C. Equity & Preference									
1. Promoter and Promoter Group	E-Voting	15,53,71,588	15,53,71,588	152,963,578	98.45%	152,963,578	0	100.00%	0.00%
	Poll			0	0.00%	0	0	0.00%	0.00%
	Postal Ballot			0	0.00%	0	0	0.00%	0.00%
Total				152,963,578	98.45%	152,963,578	0	100.00%	0.00%
2. Public-Institutions	E-Voting	9,71,05,281	68,34,00,130	70,713,563	10.35%	70,713,563	0	100.00%	0.00%
	Poll			0	0.00%	0	0	100.00%	0.00%
	Postal Ballot			0	0.00%	0	0	0.00%	0.00%
Total				70,713,563	10.35%	70,713,563	0	100.00%	0.00%
3. Public - Non Institutions	E-Voting	20,93,14,535	20,93,14,535	440,181	0.21%	422,336	17,845	95.95%	4.05%
	Poll			53,505	0.03%	53,505	0	100.00%	0.00%
	Postal Ballot			0	0.00%	0	0	100.00%	0.00%
Total				493,686	0.24%	475,841	17,845	96.39%	3.61%
Total (C = A+B)		46,17,91,404	1,04,80,86,253	224,170,827	21.39%	224,152,982	17,845	99.99%	0.01%

Invalid Votes: 0





Resolution No. 5				Approval of the appointment & remuneration of M/s Vijender Sharma & Co. Cost Accountants, as the Cost Auditor of the Company for the financial year ending March 31, 2018 (F.Y. 2017-18)					
Resolution Required				Ordinary (Special Business)					
Whether promoter/promoter group are interested in the agenda/resolution?				No					
Promoter/Public	Mode of Voting	No. of Shares held (1a)	Voting Rights (No. of Shares equating to a vote)(1)	No. of Votes polled (2)	% of votes polled on outstanding shares (3)={ (2)/(1)}X100	No. of Votes in favour (4)	No. of Votes against (5)	% of votes in favour on votes polled (6)={ (4)/(2)}X100	% of votes against on votes polled (7)={ (5)/(2)}X100
A. Equity									
1. Promoter and Promoter Group	E-Voting	15,53,71,588	15,53,71,588	152,963,578	98.45%	152,963,578	0	100.00%	0.00%
	Poll			0	0.00%	0	0	0.00%	0.00%
	Postal Ballot			0	0.00%	0	0	0.00%	0.00%
	Total			152,963,578	98.45%	152,963,578	0	100.00%	0.00%
2. Public-Institutions	E-Voting	8,51,40,080	8,51,40,080	60,713,563	71.31%	60,713,563	0	100.00%	0.00%
	Poll			0	0.00%	0	0	0.00%	0.00%
	Postal Ballot			0	0.00%	0	0	0.00%	0.00%
	Total			60,713,563	71.31%	60,713,563	0	100.00%	0.00%
3. Public - Non Institutions	E-Voting	20,93,14,535	20,93,14,535	440,532	0.21%	426,550	13,982	96.83%	3.17%
	Poll			53,505	0.03%	53,505	0	100.00%	0.00%
	Postal Ballot			0	0.00%	0	0	0.00%	0.00%
	Total			494,037	0.24%	480,055	13,982	97.17%	2.83%
Total (A)		44,98,26,203	44,98,26,203	214,171,178	47.61%	214,157,196	13,982	99.99%	0.01%
B. Preference									
1. Promoter and Promoter Group	E-Voting	0	0	0	0.00%	0	0	0.00%	0.00%
	Poll			0	0.00%	0	0	0.00%	0.00%
	Postal Ballot			0	0.00%	0	0	0.00%	0.00%
	Total			0	0.00%	0	0	0.00%	0.00%
2. Public-Institutions	E-Voting	1,19,65,201	59,82,60,050	10,000,000	1.67%	10,000,000	0	100.00%	0.00%
	Poll			0	0.00%	0	0	0.00%	0.00%
	Postal Ballot			0	0.00%	0	0	0.00%	0.00%
	Total			10,000,000	1.67%	10,000,000	0	100.00%	0.00%
3. Public - Non Institutions	E-Voting	0	0	0	0.00%	0	0	0.00%	0.00%
	Poll			0	0.00%	0	0	0.00%	0.00%
	Postal Ballot			0	0.00%	0	0	0.00%	0.00%
	Total			0	0.00%	0	0	0.00%	0.00%
Total (B)		1,19,65,201	59,82,60,050	10,000,000	1.67%	10,000,000	0	0.00%	0.00%
C. Equity & Preference									
1. Promoter and Promoter Group	E-Voting	15,53,71,588	15,53,71,588	152,963,578	98.45%	152,963,578	0	100.00%	0.00%
	Poll			0	0.00%	0	0	0.00%	0.00%
	Postal Ballot			0	0.00%	0	0	0.00%	0.00%
	Total			152,963,578	98.45%	152,963,578	0	100.00%	0.00%
2. Public-Institutions	E-Voting	9,71,05,281	68,34,00,130	70,713,563	10.35%	70,713,563	0	100.00%	0.00%
	Poll			0	0.00%	0	0	0.00%	0.00%
	Postal Ballot			0	0.00%	0	0	0.00%	0.00%
	Total			70,713,563	10.35%	70,713,563	0	100.00%	0.00%
3. Public - Non Institutions	E-Voting	20,93,14,535	20,93,14,535	440,532	0.21%	426,550	13,982	96.83%	3.17%
	Poll			53,505	0.03%	53,505	0	100.00%	0.00%
	Postal Ballot			0	0.00%	0	0	0.00%	0.00%
	Total			494,037	0.24%	480,055	13,982	97.17%	2.83%
Total (C = A+B)		46,17,91,404	1,04,80,86,253	224,171,178	21.39%	224,157,196	13,982	99.99%	0.01%

Invalid Votes: 0



9. The poll papers and all other relevant records were sealed and handed over to the Company Secretary authorized by the Board for safe keeping.

Date: September 22, 2017
Place: Baddi



(Prem Chand Goel)
Company Secretary
CP No: 457
FCS: 1434

ANNEXURE 2 – Voting results as per Regulation 44 of SEBI (LODR) Regulations, 2015

Details of Shares & Voting Rights:

Particulars	No. of shareholders on record date	No. of Shares	Face Value	Voting Rights Per Share	Voting Rights
Equity	1,34,544	44,98,26,203	Rs. 2/- each	1	44,98,26,203
Preference	36	1,19,65,201	Rs. 100/- each	50	59,82,60,050
Total	1,34,580	46,17,91,404			1,04,80,86,253

Date of the 32nd Annual General Meeting	Friday, September 22, 2017
Total No. of shareholders on record date	
a) Equity	1,34,544
b) Preference	36
No. of shareholders present in the meeting either in person or through proxy	
i. Promoters & Promoter Group:	
a) Equity	32
b) Preference	0
ii. Public	
a) Equity	31
b) Preference	1
No. of shareholders attended the meeting through Video Conferencing	
i. Promoters & Promoter Group:	
a) Equity	0
b) Preference	0
ii. Public	
a) Equity	0
b) Preference	0



Voting Details on Agenda Items:

Resolution No. 1				Adoption of Annual Accounts alongwith reports thereon for the financial year ended March 31, 2017					
Resolution Required				Ordinary (Ordinary Business)					
Whether promoter/promoter group are interested in the agenda/ resolution?				No					
Promoter/Public	Mode of Voting	No. of Shares held (1a)	Voting Rights (No. of Shares equating to a vote)(1)	No. of Votes polled (2)	% of votes polled on outstanding shares (3)={ (2)/(1)}X100	No. of Votes in favour (4)	No. of Votes against (5)	% of votes in favour on votes polled (6)={ (4)/(2)}X100	% of votes against on votes polled (7)={ (5)/(2)}X100
A. Equity									
1. Promoter and Promoter Group	E-Voting	15,53,71,588	15,53,71,588	152,963,578	98.45%	152,963,578	0	100.00%	0.00%
	Poll			0	0.00%	0	0	0.00%	0.00%
	Postal Ballot			0	0.00%	0	0	0.00%	0.00%
	Total			152,963,578	98.45%	152,963,578	0	100.00%	0.00%
2. Public-Institutions	E-Voting	8,51,40,080	8,51,40,080	60,713,563	71.31%	60,713,563	0	100.00%	0.00%
	Poll			0	0.00%	0	0	0.00%	0.00%
	Postal Ballot			0	0.00%	0	0	0.00%	0.00%
	Total			60,713,563	71.31%	60,713,563	0	100.00%	0.00%
3. Public – Non Institutions	E-Voting	20,93,14,535	20,93,14,535	449,281	0.21%	439,329	9,952	97.78%	2.22%
	Poll			53,505	0.03%	53,505	0	100.00%	0.00%
	Postal Ballot			0	0.00%	0	0	0.00%	0.00%
	Total			502,786	0.24%	492,834	9,952	98.02%	1.98%
Total (A)		44,98,26,203	44,98,26,203	214,179,927	47.61%	214,169,975	9,952	100.00%	0.00%
B. Preference									
1. Promoter and Promoter Group	E-Voting	0	0	0	0.00%	0	0	0.00%	0.00%
	Poll			0	0.00%	0	0	0.00%	0.00%
	Postal Ballot			0	0.00%	0	0	0.00%	0.00%
	Total			0	0.00%	0	0	0.00%	0.00%
2. Public-Institutions	E-Voting	1,19,65,201	59,82,60,050	10,000,000	1.67%	10,000,000	0	100.00%	0.00%
	Poll			0	0.00%	0	0	0.00%	0.00%
	Postal Ballot			0	0.00%	0	0	0.00%	0.00%
	Total			10,000,000	1.67%	10,000,000	0	100.00%	0.00%
3. Public – Non Institutions	E-Voting	0	0	0	0.00%	0	0	0.00%	0.00%
	Poll			0	0.00%	0	0	0.00%	0.00%
	Postal Ballot			0	0.00%	0	0	0.00%	0.00%
	Total			0	0.00%	0	0	0.00%	0.00%
Total (B)		1,19,65,201	59,82,60,050	10,000,000	1.67%	10,000,000	0	0.00%	0.00%
C. Equity & Preference									
1. Promoter and Promoter Group	E-Voting	15,53,71,588	15,53,71,588	152,963,578	98.45%	152,963,578	0	100.00%	0.00%
	Poll			0	0.00%	0	0	0.00%	0.00%
	Postal Ballot			0	0.00%	0	0	0.00%	0.00%
	Total			152,963,578	98.45%	152,963,578	0	100.00%	0.00%
2. Public-Institutions	E-Voting	9,71,05,281	68,34,00,130	70,713,563	10.35%	70,713,563	0	100.00%	0.00%
	Poll			0	0.00%	0	0	0.00%	0.00%
	Postal Ballot			0	0.00%	0	0	0.00%	0.00%
	Total			70,713,563	10.35%	70,713,563	0	100.00%	0.00%
3. Public – Non Institutions	E-Voting	20,93,14,535	20,93,14,535	449,281	0.21%	439,329	9,952	97.78%	2.22%
	Poll			53,505	0.03%	53,505	0	100.00%	0.00%
	Postal Ballot			0	0.00%	0	0	0.00%	0.00%
	Total			502,786	0.24%	492,834	9,952	98.02%	1.98%
Total (C = A+B)		46,17,91,404	1,04,80,86,253	224,179,927	21.39%	224,169,975	9,952	100.00%	0.00%

Invalid Votes: 0



Resolution No. 2				Re-appointment of Dr. Arun Kumar Sinha (DIN:00450783), who retires by rotation at this Annual General Meeting and, being eligible, offers himself for re-appointment					
Resolution Required				Ordinary (Ordinary Business)					
Whether promoter/promoter group are interested in the agenda/ resolution?				No					
Promoter/Public	Mode of Voting	No. of Shares held (1a)	Voting Rights (No. of Shares equating to a vote)(1)	No. of Votes polled (2)	% of votes polled on outstanding shares (3)={2}/(1)}X100	No. of Votes in favour (4)	No. of Votes against (5)	% of votes in favour on votes polled (6)={4}/(2)}X100	% of votes against on votes polled (7)={5}/(2)}X100
A. Equity									
1. Promoter and Promoter Group	E-Voting	15,53,71,588	15,53,71,588	152,963,578	98.45%	152,963,578	0	100.00%	0.00%
	Poll			0	0.00%	0	0	0.00%	0.00%
	Postal Ballot			0	0.00%	0	0	0.00%	0.00%
	Total			152,963,578	98.45%	152,963,578	0	100.00%	0.00%
2. Public-Institutions	E-Voting	8,51,40,080	8,51,40,080	60,713,563	71.31%	60,713,563	0	100.00%	0.00%
	Poll			0	0.00%	0	0	0.00%	0.00%
	Postal Ballot			0	0.00%	0	0	0.00%	0.00%
	Total			60,713,563	71.31%	60,713,563	0	100.00%	0.00%
3. Public – Non Institutions	E-Voting	20,93,14,535	20,93,14,535	438,133	0.21%	417,998	20,135	95.40%	4.60%
	Poll			53,505	0.03%	53,505	0	100.00%	0.00%
	Postal Ballot			0	0.00%	0	0	0.00%	0.00%
	Total			491,638	0.23%	471,503	20,135	95.90%	4.10%
Total (A)		44,98,26,203	44,98,26,203	214,168,779	47.61%	214,148,644	20,135	99.99%	0.01%
B. Preference									
1. Promoter and Promoter Group	E-Voting	0	0	0	0.00%	0	0	0.00%	0.00%
	Poll			0	0.00%	0	0	0.00%	0.00%
	Postal Ballot			0	0.00%	0	0	0.00%	0.00%
	Total			0	0.00%	0	0	0.00%	0.00%
2. Public-Institutions	E-Voting	1,19,65,201	59,82,60,050	10,000,000	1.67%	10,000,000	0	100.00%	0.00%
	Poll			0	0.00%	0	0	0.00%	0.00%
	Postal Ballot			0	0.00%	0	0	0.00%	0.00%
	Total			10,000,000	1.67%	10,000,000	0	100.00%	0.00%
3. Public – Non Institutions	E-Voting	0	0	0	0.00%	0	0	0.00%	0.00%
	Poll			0	0.00%	0	0	0.00%	0.00%
	Postal Ballot			0	0.00%	0	0	0.00%	0.00%
	Total			0	0.00%	0	0	0.00%	0.00%
Total (B)		1,19,65,201	59,82,60,050	10,000,000	1.67%	10,000,000	0	0.00%	0.00%
C. Equity & Preference									
1. Promoter and Promoter Group	E-Voting	15,53,71,588	15,53,71,588	152,963,578	98.45%	152,963,578	0	100.00%	0.00%
	Poll			0	0.00%	0	0	0.00%	0.00%
	Postal Ballot			0	0.00%	0	0	0.00%	0.00%
	Total			152,963,578	98.45%	152,963,578	0	100.00%	0.00%
2. Public-Institutions	E-Voting	9,71,05,281	68,34,00,130	70,713,563	10.35%	70,713,563	0	100.00%	0.00%
	Poll			0	0.00%	0	0	0.00%	0.00%
	Postal Ballot			0	0.00%	0	0	0.00%	0.00%
	Total			70,713,563	10.35%	70,713,563	0	100.00%	0.00%
3. Public – Non Institutions	E-Voting	20,93,14,535	20,93,14,535	438,133	0.21%	417,998	20,135	95.40%	4.60%
	Poll			53,505	0.03%	53,505	0	100.00%	0.00%
	Postal Ballot			0	0.00%	0	0	0.00%	0.00%
	Total			491,638	0.23%	471,503	20,135	95.90%	4.10%
Total (C = A+B)		46,17,91,404	1,04,80,86,253	224,168,779	21.39%	224,148,644	20,135	99.99%	0.01%

Invalid Votes: 0



Resolution No. 3				Appointment of Satinder Goyal & Co., Chartered Accountants (FRN: 027334N) as Statutory Auditors of the Company and to fix their remuneration					
Resolution Required				Ordinary (Ordinary Business)					
Whether promoter/promoter group are interested in the agenda/ resolution?				No					
Promoter/Public	Mode of Voting	No. of Shares held (1a)	Voting Rights (No. of Shares equating to a vote)(1)	No. of Votes polled (2)	% of votes polled on outstanding shares (3)={ (2)/(1)}X100	No. of Votes in favour (4)	No. of Votes against (5)	% of votes in favour on votes polled (6)={ (4)/(2)}X100	% of votes against on votes polled (7)={ (5)/(2)}X100
A. Equity									
1. Promoter and Promoter Group	E-Voting	15,53,71,588	15,53,71,588	152,963,578	98.45%	152,963,578	0	100.00%	0.00%
	Poll			0	0.00%	0	0	0.00%	0.00%
	Postal Ballot			0	0.00%	0	0	0.00%	0.00%
	Total			152,963,578	98.45%	152,963,578	0	100.00%	0.00%
2. Public-Institutions	E-Voting	8,51,40,080	8,51,40,080	60,713,563	71.31%	60,713,563	0	100.00%	0.00%
	Poll			0	0.00%	0	0	0.00%	0.00%
	Postal Ballot			0	0.00%	0	0	0.00%	0.00%
	Total			60,713,563	71.31%	60,713,563	0	100.00%	0.00%
3. Public – Non Institutions	E-Voting	20,93,14,535	20,93,14,535	440,281	0.21%	424,975	15,306	96.52%	3.48%
	Poll			53,505	0.03%	53,505	0	100.00%	0.00%
	Postal Ballot			0	0.00%	0	0	0.00%	0.00%
	Total			493,786	0.24%	478,480	15,306	96.90%	3.10%
Total (A)		44,98,26,203	44,98,26,203	214,170,927	47.61%	214,155,621	15,306	99.99%	0.01%
B. Preference									
1. Promoter and Promoter Group	E-Voting	0	0	0	0.00%	0	0	0.00%	0.00%
	Poll			0	0.00%	0	0	0.00%	0.00%
	Postal Ballot			0	0.00%	0	0	0.00%	0.00%
	Total			0	0.00%	0	0	0.00%	0.00%
2. Public-Institutions	E-Voting	1,19,65,201	59,82,60,050	10,000,000	1.67%	10,000,000	0	100.00%	0.00%
	Poll			0	0.00%	0	0	0.00%	0.00%
	Postal Ballot			0	0.00%	0	0	0.00%	0.00%
	Total			10,000,000	1.67%	10,000,000	0	100.00%	0.00%
3. Public – Non Institutions	E-Voting	0	0	0	0.00%	0	0	0.00%	0.00%
	Poll			0	0.00%	0	0	0.00%	0.00%
	Postal Ballot			0	0.00%	0	0	0.00%	0.00%
	Total			0	0.00%	0	0	0.00%	0.00%
Total (B)		1,19,65,201	59,82,60,050	10,000,000	1.67%	10,000,000	0	0.00%	0.00%
C. Equity & Preference									
1. Promoter and Promoter Group	E-Voting	15,53,71,588	15,53,71,588	152,963,578	98.45%	152,963,578	0	100.00%	0.00%
	Poll			0	0.00%	0	0	0.00%	0.00%
	Postal Ballot			0	0.00%	0	0	0.00%	0.00%
	Total			152,963,578	98.45%	152,963,578	0	100.00%	0.00%
2. Public-Institutions	E-Voting	9,71,05,281	68,34,00,130	70,713,563	10.35%	70,713,563	0	100.00%	0.00%
	Poll			0	0.00%	0	0	0.00%	0.00%
	Postal Ballot			0	0.00%	0	0	0.00%	0.00%
	Total			70,713,563	10.35%	70,713,563	0	100.00%	0.00%
3. Public – Non Institutions	E-Voting	20,93,14,535	20,93,14,535	440,281	0.21%	424,975	15,306	96.52%	3.48%
	Poll			53,505	0.03%	53,505	0	100.00%	0.00%
	Postal Ballot			0	0.00%	0	0	0.00%	0.00%
	Total			493,786	0.24%	478,480	15,306	96.90%	3.10%
Total (C = A+B)		46,17,91,404	1,04,80,86,253	224,170,927	21.39%	224,155,621	15,306	99.99%	0.01%

Invalid Votes: 0



Resolution No. 4				Appointment of Ms. Anju Suri (DIN: 00042033) as Director of the Company who shall be liable to retire by rotation					
Resolution Required				Ordinary (Special Business)					
Whether promoter/promoter group are interested in the agenda/ resolution?				Yes					
Promoter/Public	Mode of Voting	No. of Shares held (1a)	Voting Rights (No. of Shares equating to a vote)(1)	No. of Votes polled (2)	% of votes polled on outstanding shares (3)={ (2)/(1) }X100	No. of Votes in favour (4)	No. of Votes against (5)	% of votes in favour on votes polled (6)={ (4)/(2) }X100	% of votes against on votes polled (7)={ (5)/(2) }X100
A. Equity									
1. Promoter and Promoter Group	E-Voting	15,53,71,588	15,53,71,588	152,963,578	98.45%	152,963,578	0	100.00%	0.00%
	Poll			0	0.00%	0	0	0.00%	0.00%
	Postal Ballot			0	0.00%	0	0	0.00%	0.00%
	Total			152,963,578	98.45%	152,963,578	0	100.00%	0.00%
2. Public-Institutions	E-Voting	8,51,40,080	8,51,40,080	60,713,563	71.31%	60,713,563	0	100.00%	0.00%
	Poll			0	0.00%	0	0	0.00%	0.00%
	Postal Ballot			0	0.00%	0	0	0.00%	0.00%
	Total			60,713,563	71.31%	60,713,563	0	100.00%	0.00%
3. Public – Non Institutions	E-Voting	20,93,14,535	20,93,14,535	440,181	0.21%	422,336	17,845	95.95%	4.05%
	Poll			53,505	0.03%	53,505	0	100.00%	0.00%
	Postal Ballot			0	0.00%	0	0	0.00%	0.00%
	Total			493,686	0.24%	475,841	17,845	96.39%	3.61%
Total (A)		44,98,26,203	44,98,26,203	214,170,827	47.61%	214,152,982	17,845	99.99%	0.01%
B. Preference									
1. Promoter and Promoter Group	E-Voting	0	0	0	0.00%	0	0	0.00%	0.00%
	Poll			0	0.00%	0	0	0.00%	0.00%
	Postal Ballot			0	0.00%	0	0	0.00%	0.00%
	Total			0	0.00%	0	0	0.00%	0.00%
2. Public-Institutions	E-Voting	1,19,65,201	59,82,60,050	10,000,000	1.67%	10,000,000	0	100.00%	0.00%
	Poll			0	0.00%	0	0	0.00%	0.00%
	Postal Ballot			0	0.00%	0	0	0.00%	0.00%
	Total			10,000,000	1.67%	10,000,000	0	100.00%	0.00%
3. Public – Non Institutions	E-Voting	0	0	0	0.00%	0	0	0.00%	0.00%
	Poll			0	0.00%	0	0	0.00%	0.00%
	Postal Ballot			0	0.00%	0	0	0.00%	0.00%
	Total			0	0.00%	0	0	0.00%	0.00%
Total (B)		1,19,65,201	59,82,60,050	10,000,000	1.67%	10,000,000	0	0.00%	0.00%
C. Equity & Preference									
1. Promoter and Promoter Group	E-Voting	15,53,71,588	15,53,71,588	152,963,578	98.45%	152,963,578	0	100.00%	0.00%
	Poll			0	0.00%	0	0	0.00%	0.00%
	Postal Ballot			0	0.00%	0	0	0.00%	0.00%
	Total			152,963,578	98.45%	152,963,578	0	100.00%	0.00%
2. Public-Institutions	E-Voting	9,71,05,281	68,34,00,130	70,713,563	10.35%	70,713,563	0	100.00%	0.00%
	Poll			0	0.00%	0	0	0.00%	0.00%
	Postal Ballot			0	0.00%	0	0	0.00%	0.00%
	Total			70,713,563	10.35%	70,713,563	0	100.00%	0.00%
3. Public – Non Institutions	E-Voting	20,93,14,535	20,93,14,535	440,181	0.21%	422,336	17,845	95.95%	4.05%
	Poll			53,505	0.03%	53,505	0	100.00%	0.00%
	Postal Ballot			0	0.00%	0	0	0.00%	0.00%
	Total			493,686	0.24%	475,841	17,845	96.39%	3.61%
Total (C = A+B)		46,17,91,404	1,04,80,86,253	224,170,827	21.39%	224,152,982	17,845	99.99%	0.01%

Invalid Votes: 0



Resolution No. 5				Approval of the appointment & remuneration of M/s Vijender Sharma & Co. Cost Accountants, as the Cost Auditor of the Company for the financial year ending March 31, 2018 (F.Y. 2017-18)					
Resolution Required				Ordinary (Special Business)					
Whether promoter/promoter group are interested in the agenda/resolution?				No					
Promoter/Public	Mode of Voting	No. of Shares held (1a)	Voting Rights (No. of Shares equating to a vote)(1)	No. of Votes polled (2)	% of votes polled on outstanding shares (3)={ (2)/(1) }X100	No. of Votes in favour (4)	No. of Votes against (5)	% of votes in favour on votes polled (6)={ (4)/(2) }X100	% of votes against on votes polled (7)={ (5)/(2) }X100
A. Equity									
1. Promoter and Promoter Group	E-Voting	15,53,71,588	15,53,71,588	152,963,578	98.45%	152,963,578	0	100.00%	0.00%
	Poll			0	0.00%	0	0	0.00%	0.00%
	Postal Ballot			0	0.00%	0	0	0.00%	0.00%
	Total			152,963,578	98.45%	152,963,578	0	100.00%	0.00%
2. Public-Institutions	E-Voting	8,51,40,080	8,51,40,080	60,713,563	71.31%	60,713,563	0	100.00%	0.00%
	Poll			0	0.00%	0	0	0.00%	0.00%
	Postal Ballot			0	0.00%	0	0	0.00%	0.00%
	Total			60,713,563	71.31%	60,713,563	0	100.00%	0.00%
3. Public - Non Institutions	E-Voting	20,93,14,535	20,93,14,535	440,532	0.21%	426,550	13,982	96.83%	3.17%
	Poll			53,505	0.03%	53,505	0	100.00%	0.00%
	Postal Ballot			0	0.00%	0	0	0.00%	0.00%
	Total			494,037	0.24%	480,055	13,982	97.17%	2.83%
Total (A)		44,98,26,203	44,98,26,203	214,171,178	47.61%	214,157,196	13,982	99.99%	0.01%
B. Preference									
1. Promoter and Promoter Group	E-Voting	0	0	0	0.00%	0	0	0.00%	0.00%
	Poll			0	0.00%	0	0	0.00%	0.00%
	Postal Ballot			0	0.00%	0	0	0.00%	0.00%
	Total			0	0.00%	0	0	0.00%	0.00%
2. Public-Institutions	E-Voting	1,19,65,201	59,82,60,050	10,000,000	1.67%	10,000,000	0	100.00%	0.00%
	Poll			0	0.00%	0	0	0.00%	0.00%
	Postal Ballot			0	0.00%	0	0	0.00%	0.00%
	Total			10,000,000	1.67%	10,000,000	0	100.00%	0.00%
3. Public - Non Institutions	E-Voting	0	0	0	0.00%	0	0	0.00%	0.00%
	Poll			0	0.00%	0	0	0.00%	0.00%
	Postal Ballot			0	0.00%	0	0	0.00%	0.00%
	Total			0	0.00%	0	0	0.00%	0.00%
Total (B)		1,19,65,201	59,82,60,050	10,000,000	1.67%	10,000,000	0	0.00%	0.00%
C. Equity & Preference									
1. Promoter and Promoter Group	E-Voting	15,53,71,588	15,53,71,588	152,963,578	98.45%	152,963,578	0	100.00%	0.00%
	Poll			0	0.00%	0	0	0.00%	0.00%
	Postal Ballot			0	0.00%	0	0	0.00%	0.00%
	Total			152,963,578	98.45%	152,963,578	0	100.00%	0.00%
2. Public-Institutions	E-Voting	9,71,05,281	68,34,00,130	70,713,563	10.35%	70,713,563	0	100.00%	0.00%
	Poll			0	0.00%	0	0	0.00%	0.00%
	Postal Ballot			0	0.00%	0	0	0.00%	0.00%
	Total			70,713,563	10.35%	70,713,563	0	100.00%	0.00%
3. Public - Non Institutions	E-Voting	20,93,14,535	20,93,14,535	440,532	0.21%	426,550	13,982	96.83%	3.17%
	Poll			53,505	0.03%	53,505	0	100.00%	0.00%
	Postal Ballot			0	0.00%	0	0	0.00%	0.00%
	Total			494,037	0.24%	480,055	13,982	97.17%	2.83%
Total (C = A+B)		46,17,91,404	1,04,80,86,253	224,171,178	21.39%	224,157,196	13,982	99.99%	0.01%

Invalid Votes: 0

